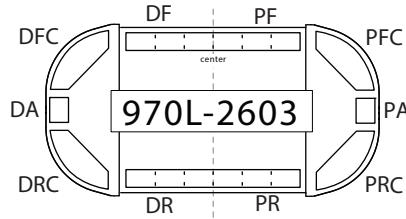


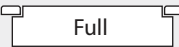
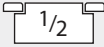
970L SCORPION

LIGHTBAR ORDERING WORKSHEET



The front and rear of the 970L-2603 is limited to 6 lamp positions each side including blanks. This means that a lightbar that is full with no blanks could accommodate 6 full lamps or 12 - 1/2 lamps. Blanks may be 1/2 or full size or any combination of both. LED warning lights are also available for 1/2 lamp positions. Full and 1/2 LED warning lamps are available in red, blue, amber and white LEDs and lens colors.

FRONT LAMP OPTIONS

	Full Lamp Options Lamp = 6 LED, 3 LED, Preemption (center only) or Blank Color = Red, Blue, Amber or White - LED & Lens		1/2 Lamp Options Lamp = LED Takedown (white only), LED Warning Light or Blank Color = LED-Warning - Red, Blue, Amber or White - LED & Lens
---	--	---	---

FRONT CONFIGURATIONS

970L-01

	DF1	FC	PF1
Lamp	3 LED <input type="checkbox"/> 6 LED <input type="checkbox"/> Blank <input type="checkbox"/>	3 LED <input type="checkbox"/> 6 LED <input type="checkbox"/> Blank <input type="checkbox"/>	3 LED <input type="checkbox"/> 6 LED <input type="checkbox"/> Blank <input type="checkbox"/>
Color	Red <input type="checkbox"/> Blue <input type="checkbox"/> Amber <input type="checkbox"/> White <input type="checkbox"/> Colored Lens <input type="checkbox"/>	Red <input type="checkbox"/> Blue <input type="checkbox"/> Amber <input type="checkbox"/> White <input type="checkbox"/> Colored Lens <input type="checkbox"/>	Red <input type="checkbox"/> Blue <input type="checkbox"/> Amber <input type="checkbox"/> White <input type="checkbox"/> Colored Lens <input type="checkbox"/>

970L-02

	DF2	DF1	PF1	PF2
Lamp	Take Down <input type="checkbox"/> Warning <input type="checkbox"/> Blank <input type="checkbox"/>	3 LED <input type="checkbox"/> 6 LED <input type="checkbox"/> Blank <input type="checkbox"/>	3 LED <input type="checkbox"/> 6 LED <input type="checkbox"/> Blank <input type="checkbox"/>	Take Down <input type="checkbox"/> Warning <input type="checkbox"/> Blank <input type="checkbox"/>
Color	If LED Warning Red <input type="checkbox"/> Blue <input type="checkbox"/> Amber <input type="checkbox"/> White <input type="checkbox"/> C-Lens <input type="checkbox"/>	Red <input type="checkbox"/> Blue <input type="checkbox"/> Amber <input type="checkbox"/> White <input type="checkbox"/> Colored Lens <input type="checkbox"/>	Red <input type="checkbox"/> Blue <input type="checkbox"/> Amber <input type="checkbox"/> White <input type="checkbox"/> Colored Lens <input type="checkbox"/>	If LED Warning Red <input type="checkbox"/> Blue <input type="checkbox"/> Amber <input type="checkbox"/> White <input type="checkbox"/> C-Lens <input type="checkbox"/>

970L-03

	DF2	DF1	FC	PF1	PF2
Lamp	Take Down <input type="checkbox"/> Warning <input type="checkbox"/> Blank <input type="checkbox"/>	Take Down <input type="checkbox"/> Warning <input type="checkbox"/> Blank <input type="checkbox"/>	3 LED <input type="checkbox"/> 6 LED <input type="checkbox"/> Preemption <input type="checkbox"/> Blank <input type="checkbox"/>	Take Down <input type="checkbox"/> Warning <input type="checkbox"/> Blank <input type="checkbox"/>	Take Down <input type="checkbox"/> Warning <input type="checkbox"/> Blank <input type="checkbox"/>
Color	If LED Warning Red <input type="checkbox"/> Blue <input type="checkbox"/> Amber <input type="checkbox"/> White <input type="checkbox"/> C-Lens <input type="checkbox"/>	If LED Warning Red <input type="checkbox"/> Blue <input type="checkbox"/> Amber <input type="checkbox"/> White <input type="checkbox"/> C-Lens <input type="checkbox"/>	Red <input type="checkbox"/> Blue <input type="checkbox"/> Amber <input type="checkbox"/> White <input type="checkbox"/> Colored Lens <input type="checkbox"/>	If LED Warning Red <input type="checkbox"/> Blue <input type="checkbox"/> Amber <input type="checkbox"/> White <input type="checkbox"/> C-Lens <input type="checkbox"/>	If LED Warning Red <input type="checkbox"/> Blue <input type="checkbox"/> Amber <input type="checkbox"/> White <input type="checkbox"/> C-Lens <input type="checkbox"/>

970L-04

	DF3	DF2	DF1	PF1	PF2	PF3
Lamp	Take Down <input type="checkbox"/> Warning <input type="checkbox"/> Blank <input type="checkbox"/>	Take Down <input type="checkbox"/> Warning <input type="checkbox"/> Blank <input type="checkbox"/>	Take Down <input type="checkbox"/> Warning <input type="checkbox"/> Blank <input type="checkbox"/>	Take Down <input type="checkbox"/> Warning <input type="checkbox"/> Blank <input type="checkbox"/>	Take Down <input type="checkbox"/> Warning <input type="checkbox"/> Blank <input type="checkbox"/>	Take Down <input type="checkbox"/> Warning <input type="checkbox"/> Blank <input type="checkbox"/>
Color	If LED Warning Red <input type="checkbox"/> Blue <input type="checkbox"/> Amber <input type="checkbox"/> White <input type="checkbox"/> C-Lens <input type="checkbox"/>	If LED Warning Red <input type="checkbox"/> Blue <input type="checkbox"/> Amber <input type="checkbox"/> White <input type="checkbox"/> C-Lens <input type="checkbox"/>	If LED Warning Red <input type="checkbox"/> Blue <input type="checkbox"/> Amber <input type="checkbox"/> White <input type="checkbox"/> C-Lens <input type="checkbox"/>	If LED Warning Red <input type="checkbox"/> Blue <input type="checkbox"/> Amber <input type="checkbox"/> White <input type="checkbox"/> C-Lens <input type="checkbox"/>	If LED Warning Red <input type="checkbox"/> Blue <input type="checkbox"/> Amber <input type="checkbox"/> White <input type="checkbox"/> C-Lens <input type="checkbox"/>	If LED Warning Red <input type="checkbox"/> Blue <input type="checkbox"/> Amber <input type="checkbox"/> White <input type="checkbox"/> C-Lens <input type="checkbox"/>

970L-05

	DF1	FC	PF1
Lamp	3 LED <input type="checkbox"/> 6 LED <input type="checkbox"/> Blank <input type="checkbox"/>	SCENE <input type="checkbox"/> Blank <input type="checkbox"/>	3 LED <input type="checkbox"/> 6 LED <input type="checkbox"/> Blank <input type="checkbox"/>
Color	Red <input type="checkbox"/> Blue <input type="checkbox"/> Amber <input type="checkbox"/> White <input type="checkbox"/> Colored Lens <input type="checkbox"/>	Spot <input type="checkbox"/> Flood <input type="checkbox"/> Comp <input type="checkbox"/> 13° Tilt-down <input type="checkbox"/>	Red <input type="checkbox"/> Blue <input type="checkbox"/> Amber <input type="checkbox"/> White <input type="checkbox"/> Colored Lens <input type="checkbox"/>

REAR LAMP OPTIONS

<div style="border: 1px solid black; padding: 5px; display: inline-block;">Full</div>	<p>Full Lamp Options Lamp = 6 LED, 3 LED, or Blank Color = Red, Blue, Amber or White - LED & Lens</p>	<div style="border: 1px solid black; padding: 5px; display: inline-block;">1/2</div>	<p>1/2 Lamp Options Lamp = LED Rear Work (white only), LED Warning Light or Blank Color = LED-W - Red, Blue, Amber or White - LED & Lens Rear Works - White only</p>
---	--	--	---

REAR CONFIGURATIONS

970L-01

DR2	RC	PR2
<p>Lamp</p> <p>3 LED <input type="checkbox"/> 6 LED <input type="checkbox"/> Blank <input type="checkbox"/></p>	<p>3 LED <input type="checkbox"/> 6 LED <input type="checkbox"/> Blank <input type="checkbox"/></p>	<p>3 LED <input type="checkbox"/> 6 LED <input type="checkbox"/> Blank <input type="checkbox"/></p>
<p>Color</p> <p>Red <input type="checkbox"/> Blue <input type="checkbox"/> Amber <input type="checkbox"/> White <input type="checkbox"/> Colored Lens <input type="checkbox"/></p>	<p>Red <input type="checkbox"/> Blue <input type="checkbox"/> Amber <input type="checkbox"/> White <input type="checkbox"/> Colored Lens <input type="checkbox"/></p>	<p>Red <input type="checkbox"/> Blue <input type="checkbox"/> Amber <input type="checkbox"/> White <input type="checkbox"/> Colored Lens <input type="checkbox"/></p>

970L-02

DR2	DR1	PR1	PR2
<p>Lamp</p> <p>Rear Work <input type="checkbox"/> Warning <input type="checkbox"/> Blank <input type="checkbox"/></p>	<p>3 LED <input type="checkbox"/> 6 LED <input type="checkbox"/> Blank <input type="checkbox"/></p>	<p>3 LED <input type="checkbox"/> 6 LED <input type="checkbox"/> Blank <input type="checkbox"/></p>	<p>Rear Work <input type="checkbox"/> Warning <input type="checkbox"/> Blank <input type="checkbox"/></p>
<p>Color</p> <p><small>If LED Warning</small> Red <input type="checkbox"/> Blue <input type="checkbox"/> Amber <input type="checkbox"/> White <input type="checkbox"/> C-Lens <input type="checkbox"/></p>	<p>Red <input type="checkbox"/> Blue <input type="checkbox"/> Amber <input type="checkbox"/> White <input type="checkbox"/> Colored Lens <input type="checkbox"/></p>	<p>Red <input type="checkbox"/> Blue <input type="checkbox"/> Amber <input type="checkbox"/> White <input type="checkbox"/> Colored Lens <input type="checkbox"/></p>	<p><small>If LED Warning</small> Red <input type="checkbox"/> Blue <input type="checkbox"/> Amber <input type="checkbox"/> White <input type="checkbox"/> C-Lens <input type="checkbox"/></p>

970L-03

DR2	DR1	RC	PR1	PR2
<p>Lamp</p> <p>Rear Work <input type="checkbox"/> Warning <input type="checkbox"/> Blank <input type="checkbox"/></p>	<p>Rear Work <input type="checkbox"/> Warning <input type="checkbox"/> Blank <input type="checkbox"/></p>	<p>3 LED <input type="checkbox"/> 6 LED <input type="checkbox"/> Blank <input type="checkbox"/></p>	<p>Rear Work <input type="checkbox"/> Warning <input type="checkbox"/> Blank <input type="checkbox"/></p>	<p>Rear Work <input type="checkbox"/> Warning <input type="checkbox"/> Blank <input type="checkbox"/></p>
<p>Color</p> <p><small>If LED Warning</small> Red <input type="checkbox"/> Blue <input type="checkbox"/> Amber <input type="checkbox"/> White <input type="checkbox"/> C-Lens <input type="checkbox"/></p>	<p><small>If LED Warning</small> Red <input type="checkbox"/> Blue <input type="checkbox"/> Amber <input type="checkbox"/> White <input type="checkbox"/> C-Lens <input type="checkbox"/></p>	<p>Red <input type="checkbox"/> Blue <input type="checkbox"/> Amber <input type="checkbox"/> White <input type="checkbox"/> Colored Lens <input type="checkbox"/></p>	<p><small>If LED Warning</small> Red <input type="checkbox"/> Blue <input type="checkbox"/> Amber <input type="checkbox"/> White <input type="checkbox"/> C-Lens <input type="checkbox"/></p>	<p><small>If LED Warning</small> Red <input type="checkbox"/> Blue <input type="checkbox"/> Amber <input type="checkbox"/> White <input type="checkbox"/> C-Lens <input type="checkbox"/></p>

970L-04

DR3	DR2	DR1	PR1	PR2	PR3
<p>Lamp</p> <p>Take Down <input type="checkbox"/> Warning <input type="checkbox"/> Blank <input type="checkbox"/></p>	<p>Take Down <input type="checkbox"/> Warning <input type="checkbox"/> Blank <input type="checkbox"/></p>	<p>Take Down <input type="checkbox"/> Warning <input type="checkbox"/> Blank <input type="checkbox"/></p>	<p>Take Down <input type="checkbox"/> Warning <input type="checkbox"/> Blank <input type="checkbox"/></p>	<p>Take Down <input type="checkbox"/> Warning <input type="checkbox"/> Blank <input type="checkbox"/></p>	<p>Take Down <input type="checkbox"/> Warning <input type="checkbox"/> Blank <input type="checkbox"/></p>
<p>Color</p> <p><small>If LED Warning</small> Red <input type="checkbox"/> Blue <input type="checkbox"/> Amber <input type="checkbox"/> White <input type="checkbox"/> C-Lens <input type="checkbox"/></p>	<p><small>If LED Warning</small> Red <input type="checkbox"/> Blue <input type="checkbox"/> Amber <input type="checkbox"/> White <input type="checkbox"/> C-Lens <input type="checkbox"/></p>	<p><small>If LED Warning</small> Red <input type="checkbox"/> Blue <input type="checkbox"/> Amber <input type="checkbox"/> White <input type="checkbox"/> C-Lens <input type="checkbox"/></p>	<p><small>If LED Warning</small> Red <input type="checkbox"/> Blue <input type="checkbox"/> Amber <input type="checkbox"/> White <input type="checkbox"/> C-Lens <input type="checkbox"/></p>	<p><small>If LED Warning</small> Red <input type="checkbox"/> Blue <input type="checkbox"/> Amber <input type="checkbox"/> White <input type="checkbox"/> C-Lens <input type="checkbox"/></p>	<p><small>If LED Warning</small> Red <input type="checkbox"/> Blue <input type="checkbox"/> Amber <input type="checkbox"/> White <input type="checkbox"/> C-Lens <input type="checkbox"/></p>

970L-05

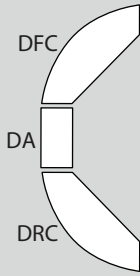
DR1	RC	PR1
<p>Lamp</p> <p>3 LED <input type="checkbox"/> 6 LED <input type="checkbox"/> Blank <input type="checkbox"/></p>	<p>SCENE <input type="checkbox"/> Blank <input type="checkbox"/></p>	<p>3 LED <input type="checkbox"/> 6 LED <input type="checkbox"/> Blank <input type="checkbox"/></p>
<p>Color</p> <p>Red <input type="checkbox"/> Blue <input type="checkbox"/> Amber <input type="checkbox"/> White <input type="checkbox"/> Colored Lens <input type="checkbox"/></p>	<p>Spot <input type="checkbox"/> Flood <input type="checkbox"/> Comp <input type="checkbox"/> 13° Tilt-down <input type="checkbox"/></p>	<p>Red <input type="checkbox"/> Blue <input type="checkbox"/> Amber <input type="checkbox"/> White <input type="checkbox"/> Colored Lens <input type="checkbox"/></p>

SIDE LAMP OPTIONS

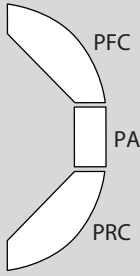
 <p>Corner</p> <p>Lamp = 12 LED, 6 LED, or Blank Color = Red, Blue, Amber or White - LEDs & Lens</p>	 <p>Alley</p> <p>Lamp = LED Alley, LED Warning or Blank Color = LED Warning - Red, Blue, Amber or White - LEDs & Lens LED Alleys - White only</p>
--	---

SIDE CONFIGURATIONS

Drivers Side

	Lamp	Color
 <p>DFC DA DRC</p>	6 LED <input type="checkbox"/>	Red <input type="checkbox"/>
	12 LED <input type="checkbox"/>	Blue <input type="checkbox"/>
	Blank <input type="checkbox"/>	Amber <input type="checkbox"/>
		White <input type="checkbox"/>
		C-Lens <input type="checkbox"/>
	Alley <input type="checkbox"/>	<small>If LED Warning</small> Red <input type="checkbox"/>
	Warning <input type="checkbox"/>	Blue <input type="checkbox"/>
	Blank <input type="checkbox"/>	Amber <input type="checkbox"/>
		White <input type="checkbox"/>
		C-Lens <input type="checkbox"/>
	6 LED <input type="checkbox"/>	Red <input type="checkbox"/>
	12 LED <input type="checkbox"/>	Blue <input type="checkbox"/>
	Blank <input type="checkbox"/>	Amber <input type="checkbox"/>
		White <input type="checkbox"/>
		C-Lens <input type="checkbox"/>

Passenger Side

	Lamp	Color
 <p>PFC PA PRC</p>	6 LED <input type="checkbox"/>	Red <input type="checkbox"/>
	12 LED <input type="checkbox"/>	Blue <input type="checkbox"/>
	Blank <input type="checkbox"/>	Amber <input type="checkbox"/>
		White <input type="checkbox"/>
		C-Lens <input type="checkbox"/>
	Alley <input type="checkbox"/>	<small>If LED Warning</small> Red <input type="checkbox"/>
	Warning <input type="checkbox"/>	Blue <input type="checkbox"/>
	Blank <input type="checkbox"/>	Amber <input type="checkbox"/>
		White <input type="checkbox"/>
		C-Lens <input type="checkbox"/>
	6 LED <input type="checkbox"/>	Red <input type="checkbox"/>
	12 LED <input type="checkbox"/>	Blue <input type="checkbox"/>
	Blank <input type="checkbox"/>	Amber <input type="checkbox"/>
		White <input type="checkbox"/>
		C-Lens <input type="checkbox"/>

CABLE OPTIONS

- 15' Standard Cable *
 - 15' Digital Cable (For use with 940 DCP and Siren only)
 - 20' Cable
 - 25' Cable
 - 30' Cable

* If no option is selected the lightbar will ship with the 15' Standard Cable